



# YEAR TWO - MATHS - POSITION AND DIRECTION KEY KNOWLEDGE ORGANISER

## Key Vocabulary

forwards

backwards

left

right

north

south

east

west

quarter turn

half turn

three-quarter turn

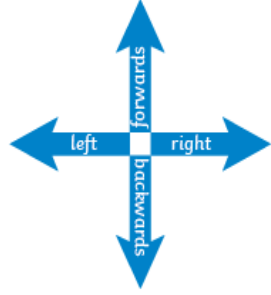
clockwise

anticlockwise

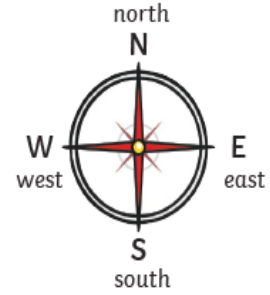
pattern

sequence

## Describing Straight-Line Movement



**Left and Right**  
The hand that makes an L shape is the left hand.



## Describing Turns



quarter turn



half turn

### clockwise



### anticlockwise



three-quarter turn











full turn

If the turn is in the same direction as the hands of a clock, it is **clockwise**.

If the turn is in the opposite direction to the hands of a clock, it is **anticlockwise**.

R N C A

Complete the sentences to describe how the animals have moved.

start 		finish 	finish 
	start 		
		start 	finish 
finish 			start 

The spider has made a \_\_\_\_\_ turn and moved forward \_\_\_\_\_.

The butterfly has moved \_\_\_\_\_ 3 and made a quarter turn \_\_\_\_\_.

The ant has made a \_\_\_\_\_ turn clockwise and moved forward \_\_\_\_\_.

The ladybird has moved \_\_\_\_\_ 2, made a \_\_\_\_\_ turn and then moved forward \_\_\_\_\_.